

# “Respecting Life Begins With Me”

A developmental approach to teaching respect for human life.

## Respecting Life Begins with Me Program

**OBJECTIVE:** Respecting Life Begins With Me (RLBWM) is a developmental education program designed to teach children (K-12) to Respect Life, which is central to our Catholic Faith, with the understanding that respecting life begins with their relationship with God and others as well as a relationship within the family, the school, the church, and finally to the outside community. The **awareness** begins with a conversation about how we are **unique** creations of God and how **loved** we are by Him. As part of that awareness the lesson extends to other populations including: the unborn, special needs persons, the elderly, sick and terminally ill, human trafficked, imprisoned, and the death penalty. The program progresses from **Awareness** to **Prayer, Influencing their Sphere** and finally **Influencing their Community**. Older grades focus on chastity, at-risk behaviors, and healthy dating.

**WHEN:** Program is implemented in **October** (Respect Life Month) with ongoing service projects (**Corporal Works of Mercy**) throughout the year which can be incorporated in your school calendar. The program can be kicked off with a **Respect Life Mass**. Children (typically 8<sup>th</sup> grade) process in with roses (symbol of life) for Our Lady, a school banner and a Respect Life theme. Your school may **spiritually Adopt a Baby** which entails naming the baby, following the baby's development and growth (creating a chart), including prayers of petition for the mothers and the unborn, or creating a spiritual bouquet for moms in crisis.

**PROGRAM:** A rubric is attached for each grade's assignment (awards may be given), **Recommended activity: A list for collection items (due for collection/delivery at the end of October)** is also attached. Service projects include attending the **Life Chain** in October, attending the **March for Life** in January at the La Leche Shrine, installing **crosses** at your parish or on the Mission grounds in March.

**K, 1<sup>st</sup> & 2<sup>nd</sup> Grade:** Fingerprint artwork

**3<sup>rd</sup>, 4<sup>th</sup>, 5<sup>th</sup> Grade:** Prayer cards (index cards)

**6<sup>th</sup>, 7<sup>th</sup>, 8<sup>th</sup> Grade:** 8 X 11 posters

**6<sup>th</sup>, 7<sup>th</sup>, 8<sup>th</sup> Grade:** Essay

**8<sup>th</sup> Grade:** Alternating projects- Letter to the Editor  
Power Point - Chastity and Marriage

*"I will never tire of repeating this: what the poor need the most is not pity but love. They need to feel respect for their human dignity, which is neither less nor different from the dignity of any other human being."*

*Saint Mother Teresa*



**Respecting Life Begins with Me (RLBWM)  
WALKING WITH MOM'S IN NEED  
Collection List**

**You can collect needs for social service agencies to further bring home how one can make a difference in another's life. It is helpful to arrange a visit to one of the donation sites or have a representative address the students.**

**DUE: End of October**

K-1 <sup>st</sup> grades: Benefits:	Canned Pasta-Spaghetti or Ravioli, Canned Pork and Beans Catholic Charities-
2 <sup>nd</sup> grade: Benefits:	Wipes Single Mom's
3 <sup>rd</sup> grade: Benefits:	Toothbrushes, Toothpaste, Mouthwash, Floss (Dollar Store) Homeless
4 <sup>th</sup> -5 <sup>th</sup> grade: Benefits:	Insect Repellant, Razors/Shaving Cream, Deodorant (men & women), band aides, antibiotic ointment (Dollar Store) Homeless
6 <sup>th</sup> Grade: Benefits:	Gift card of any monetary value to Winn Dixie, Walmart, Publix Pregnancy Centers
7 <sup>th</sup> Grade:	Socks, Underwear, Tees (men & women-any size) (Dollar Store) St. Francis House (Homeless Shelter), 70 Washington St., St. Augustine, FL 32084
8 <sup>th</sup> Grade +	Peanut Butter, Jelly, Regular Boxes of Cereal Catholic Charities

Thank you for your generosity and for helping our community! These gifts go a long way to help those in need.

**(Call contact people to confirm needed items. Also, schedule delivery.)**

Respecting Life Begins With Me (RLBWM)  
K, 1<sup>st</sup> and 2<sup>nd</sup> Grade Rubric for Fingerprint Family Artwork

August 2020

Subject: We are uniquely and individually made by God (**AWARENESS**)  
Grade: 50% demonstrates knowledge of concept, 40% effort, 10% neatness  
Size: See Fingerprint paper provided  
Due Date: Thursday October 29, 2020

Objective: **We are all individually and uniquely made in the image and likeness of God**  
**God knew us and formed us before we were born**  
**Jesus told us to Love One Another**

**No two fingerprints are alike.** Each of us are individually **uniquely made by God** for His purpose and plan. Each of us has a place in His wonderful masterpiece of life.

In this exercise your students will complete is a **take-home project** with their family. Each family member will place their fingerprint on the page (copy attached). Each family member participates in this project as a reminder that God has joined us together, knitting our family nucleus all in part of his wonderful Divine Providence. Feel free to decorate your fingerprints as favorite characters, be creative.

For an in-classroom exercise during Respect Life Month, you could share, discuss, and give examples of **Acts of Kindness**. Then, each time you recognize an act of kindness displayed by a student, you could recognize that in a special way. **You can also make a classroom wreath with the acts of kindness displayed as flowers or leaves.** The objectives listed above can be used to initiate kind behaviors.

Take-home projects can be sent home 2 weeks before the due date. Upon return **grade and display.**

We wish your students much luck with this project.

My Name is \_\_\_\_\_

OUR FINGERPRINT FAMILY...include your whole family

OUR FAMILY SHOWS LOVE BY:

---

---

---

---



## Respecting Life Begins with Me (RLBWM) K-2 Parent Instructions

Dear Parents,

You are encouraged to help create a Fingerprint Family artwork with your child at home for the Respecting Life Begins with Me project during Respect Life Month (October). The purpose of this family activity is to teach your child the uniqueness of every human life in God's creation as shown by their unique fingerprints. This project helps them see no two fingerprints are alike.

Also important is how we work together as families, help each other, and show our love for one another.

### Directions:

1. Use different colored paint, colored pencils, or crayons to decorate.
2. Each family member place their fingerprint in the fingerprint section.
3. Add brothers and sisters and any family member present to the family artwork labeling their fingerprint.
4. Feel free to decorate the fingerprints.
5. Once this is dry, kindly assist your child in answering the prompt. An example of how "Our Family Shows Love By..." How does your family show love? How do you spend time together or help each other? When do you pray together?

We hope you enjoy this project and have fun in the process. It may encourage spending a little fun time together.

A winner from the class will be recognized.

May Oliver  
Office of Human Life and Dignity, Director  
Diocese of St Augustine  
moliver@dosafll.com

3<sup>rd</sup>, 4<sup>th</sup>, and 5<sup>th</sup> Grade Rubric for Prayer Cards  
Respect Life Contest

August 2020

Subject: Respect and Love Each Other (**PRAYER**)  
Grade: 50% demonstrates knowledge of concept, 40% effort, 10% neatness  
Size: Index Card 3X5 or 5X7  
Due Date: Thursday, OCTOBER 29, 2020 to your teacher

Objective: **Jesus tells us to Love One Another and  
Imitate Christ and follow in His footsteps.  
We are all made in the image and likeness of God  
and should be treated with respect.**

Students are instructed to create a prayer card. The focus of this assignment is to bring about **awareness** to the children that even though they might have difficulties in relationships with their siblings, friends, or fellow students, they need to respect and **pray** for one another. Encourage the students to focus on their own relationships in their families and with friends. Explain to them that it may be difficult when someone makes them sad, mad, hurt or angry, especially someone close to them, but they need to love this person and forgive them. They should never scream at, yell at or use physical force to express their feelings of hurt or anger. This is never a solution. Instead they need to talk it out with the person and use **prayer** as a tool to help heal the situation. Jesus calls for us to forgive even the playground bully and asking Him to help intervene in the situation is always the best route to go.

This project includes an **original prayer** written by the student for someone they might be having difficulties with or someone they need to treat with kindness, or someone they want to pray for. Their prayer should begin with this prompt: **My prayer for life is... or I follow in Jesus's footstep by...** Then, on the blank side of the index card, they need to depict this prayer with a **colored drawing** either using colored pencils or crayons.

Good luck. Encourage their creativity.

6<sup>th</sup>, 7<sup>th</sup> & 8<sup>th</sup> Grade Rubric for Posters  
Respecting Life Begins with Me Program

Subject: Respect for All Those in Society (**INFLUENCE YOUR SCHOOL**)  
Grade: 50% demonstrates knowledge of concept, 40% effort, 10% neatness  
Size: 8 ½ X 11" paper  
Due Date: **Thursday, October 29, 2020 to your teacher**

Objective: **We are all made in the image and likeness of God and have human dignity.  
God formed you and knew you before you were born.  
Think of how you can follow the *Gospel of life* and imitate Christ  
by showing concern for the unborn, elderly, special needs/handicapped, imprisoned  
and human trafficked.**

Are you ready for a challenge? There are many attacks on human life today, in your school and sometimes in your community. Have you ever seen someone mistreat someone else or witnessed someone being bullied, or denied friendship? Would you step in to help, ask for it to stop, or would you remain silent? Standing up for someone else is scary but also very brave. It is a way to imitate and follow in Jesus's footsteps.

Our faith teaches us to treat all people with respect and dignity, no matter their race, religion, social status, education, or stage of development. We know about and have seen acts of violence in our country and world. Create a picture to show how you would defend all lives.

You have an opportunity to show kindness, bravery, and a commitment to follow in Jesus's footsteps. Create a beautiful poster showing respect for all those in society who are mistreated, neglected or in danger. Your poster will focus on human life: the unborn, handicapped, the sick, the poor and homeless, another race, the elderly or other respect life concerns.

**How can we show the need for God's love through your poster?** Do we see all people as equal and worthy of protection? **Can you influence your school**, through your poster, to respond with kindness and love to what is happening in your school or in our culture today? You have the ability to use your artwork to influence someone and bring about awareness to the way human life should be treated.

**This project is about human life** which God asks us to hold sacred, respect and protect. Projects depicting animals or environment although important will be disqualified

You may use markers, colored pencils, or crayons.

Get creative. Good Luck.



8<sup>th</sup> Grade Rubric for Letters to the Editor  
Respect Life Contest

Subject: Be a witness for the value and dignity of Life? (**Influence Your Community**)  
Grade: 50% Content, 40% Factual, 10% Bibliography  
Due Date: October 29, 2020 **to your teacher**

Objective: **What does it mean to live the Gospel of Life, imitate Christ, and follow in His Footsteps? How would you apply that to the protection of human life?**

You are a witness ... to acts of kindness/ bravery and acts of violence. You have a voice and an opportunity to shape the culture you will be living your life in. Your voice should be heard especially when defending life. Because God is the master designer and creator, he has all the necessary ingredients for a wonderful masterpiece and if one of those ingredients aka a person are removed from the masterpiece, everything can turn out differently which was not God's intention. In our culture today there are many challenges to our faith and our firmly held beliefs in the sacredness of human life that comes from God. Human life should be protected and respected in all developmental stages and social conditions. To stand up for and support life means you are pro-life!

With this in mind, what does it mean to be American, Catholic and Pro-Life? What laws exist in America today that are not pro-life regarding the unborn, seniors and the sick? What does the Catholic Church teach about this? Does this conflict with your beliefs as an American and a Catholic/Christian? How can you protect life? Will your letter influence someone and change their heart about human life?

Research our Founding Fathers speeches about the right to life. What did Abraham Lincoln say about equality and life? Find out what people like Margaret Sanger said about certain lives and how they do not matter. Get your facts and start to express your viewpoint on being American, Catholic and Pro-life.

Save a bibliography to show your sources. Be factual. Be persuasive. Be life-changing!

Good luck.

To: Catholic Elementary School Principals, DREs, Homeschool Associations

From: May Oliver, Director, Office of Human Life & Dignity

Date: August 2020                      **Projects due back by November 10, 2020**

Re: “Respecting Life Begins with Me” Program – **October 1-29, 2020 (new contest date)**  
**\*\*\*\* if possible so the entries will be used during the year, especially in January.**

## I. LETTER FROM THE DIRECTOR

Thank you to all who participated in last year’s contest. It is a joy to share the calendar of winning entries with people throughout the diocese.

**NEW:** The purpose of the “Respecting Life Begins with Me Program” is to bring a developmental approach to the conversation between youth, family, and teachers about respect for all human life at all stages and conditions. Awareness for the respect for life begins within the relationships of family and friends in early childhood. Expecting respect for ourselves and each other fosters the understanding and awareness of others: the unborn, the sick and elderly, special needs, prisoner on death row, terminally ill and all those different from us.

The developmental expectations are listed.

**LEVEL 1 (K-1-2) Awareness**

**LEVEL 2 (3-4-5) Prayer**

**LEVEL 3 (6-7-8) Influencing your school**

**NEW REQUEST:** This program is to be completed during October for Respect Life Month if at all possible. So, the entries will be available to use during January Respect Life activities and Catholic Schools week.

**1. NEW:** Please submit all winning entries/work from **LEVEL 1, LEVEL 2, LEVEL 3, ESSAY & ART**. Please include a release form for each.

**2.** You may submit *both* a Level 3 winner for the poster contest and a Level 3 winner for the essay contest.

**NOTE:** **There is only one Overall Winner.**

**3.** Even though you have level winners, choose one to represent your program as the Overall Winner.

Once again, this year we would like to draw attention to the importance of participants generating original artwork and writing, so please carefully review the participation guidelines.

## II. THEME

**Respect Life Theme:**

USCCB 2020-2021) Respect Life Program Theme) **Live the Gospel of Life “to imitate Christ and follow in his footsteps.**

“Go be my hands and feet as missionary disciples to bring a Culture of Life to the world.

Grades		Participation Options
Level 1	K – 1 – 2	Fingerprint Family Worksheet
Level 2	3 – 4 – 5	3 x 5 Prayer Cards
Level 3	6 – 7 – 8	8 ½ x 11 Poster
Level 3	6 – 7 – 8	Essay (300 word minimum)

### III. CONTEST RULES

*Please read each item carefully. Failure to submit all indicated items will result in exclusion from the contest.*

1. **The submission form is due by November 10, 2020 by mail.**
2. **Complete Submission Check List:**
  - ☐ **Submission Form** - filled out completely
  - ☐ **Original artwork** of **ALL WINNING ENTRIES.**
  - ☐ **Original essay** (if applicable) of Level 3 essay contest winner
  - ☐ **Release of Original Work form** – This is required for **ALL** winning entry student(s) filled out by their parent/guardian. If the HLD receives a winning entry without this form, we cannot award the recipient.
  - ☐ **100% Participation Prize Selection Form** (if applicable) - A prize is given to programs that involve all classes in the contest. You must receive entries from all the classes in your school or program in order to win a prize. *If you do not meet the 100% participation requirements, check “no” on line 3. B. of Submission Form. If yes, be sure to indicate your choice of prize from the prize selection sheet.*
3. **Original Work** –All entries must be entirely original works.
  - a. **Text Quotes** – must be properly cited indicating the author, source, date it was written and date the quote was retrieved. (APA or MLA citation formats preferred)
  - b. **Professional photos** of family members need a written release in order to be used.
  - c. **We are NOT able to accept entries with the following:**
    - i. \* Pictures, images, graphic design elements not originally generated by the student (for example, images from Google)
  - d. **IMPORTANT: Any entries that are not *strictly* original works will, unfortunately, be excluded from the contest due to copyright concerns.**
4. Only entries that focus on **human life** will be chosen.
5. **Winning Entries**
  - a. Winners are chosen by the School, Religious Education Program, or Home School Association.
  - b. Winners can be determined by Principal/DRE/Association Coordinator or by a panel of “judges” (i.e.: RL Team, KOC, etc.).
  - c. **One** winning entry is chosen for **each level**.
  - d. **One** separate winning essay entry may be chosen for Level 3.
  - e. From the Level 1, 2 & Level 3 poster & essay winners, **ONLY ONE** can be chosen as the Overall Winner. Please include **ALL** winner’s work in the mailing.



*Please indicate the winning entries on line 3 of submission form and overall poster winner on line 4 of submission form.*

6. The overall winner(s) from each participating program will be **listed** in the 2022 Respect Life Contest Calendar. **DUE TO LIMITED SPACE, we regretfully are unable to include all artwork in the calendar.** Two copies of the calendar are mailed to the contact name on the submission form: one for the overall winner(s) and one for the program/school.
7. A certificate signed by the Bishop and a precious feet pin are provided for the **OVERALL** winner. The **Level winners** will receive a certificate of participation signed by the Director of HLD. These are mailed to the contact name on the submission form

#### IV. SUGGESTIONS

1. **100% Participation Prize** - you are encouraged to think of creative ways to get 100% participation. We encourage you to offer this contest as a graded Religion Assignment. If your program has 100% participation check “yes” on line 3.b. of submission form or select “yes” on online submission form.
2. **Find creative opportunities to display all entries.**
3. **Catholic Schools Week** – We encourage you to use this program and display all entries during Catholic Schools Week.
4. **Presenting Certificates** - Please make the presentation of the certificates into a special occasion if possible. You could recognize the children after a Sunday Mass, at a graduation ceremony, or on the last night of religious education. Please invite the parents to your awards ceremony. This supports our goal of family conversation about life issues. The Office of HLD visits 2 schools to present awards in person.

If you have questions, you may contact us at [moliver@dosafll.com](mailto:moliver@dosafll.com).

## Respect Life Contest 2020 Submission and Release Form

1. Complete this Submission and Release Form(s).
2. Include all winning entries work.
3. Mail to: Office of Human Life and Dignity  
Diocese of St. Augustine  
11625 Old St. Augustine Road  
Jacksonville, FL 32258

For questions, email [moliver@dosafll.com](mailto:moliver@dosafll.com) or HLD@dosafll.com or call (904) 262-3200 x 159

**ALL INFORMATION MUST BE PROVIDED**

1. Type of Program - **SELECT ONE** and indicate school or program name:

(Please note: a separate form must be submitted for each school or program.)

☐ School \_\_\_\_\_

☐ Religious Education Program \_\_\_\_\_

☐ Home School Association \_\_\_\_\_

2. Address where winning certificates need to be mailed:

School/Program Name \_\_\_\_\_

Attention \_\_\_\_\_

Address \_\_\_\_\_

City \_\_\_\_\_ State \_\_\_\_\_ Zip Code \_\_\_\_\_

Phone number \_\_\_\_\_ Email \_\_\_\_\_

3. A. Winning entries – Certificates will be provided. *\*Send ALL artwork and release forms for the Overall Winner(s) and Level winners.*

☐ Level 1 Grades K – 2 Name \_\_\_\_\_

☐ Level 2 Grades 3 – 5 Name \_\_\_\_\_

☐ Level 3 Grades 6 – 8

☐ Poster Contest Winner Name \_\_\_\_\_

☐ Essay Contest Winner Name \_\_\_\_\_

3. B. 100% Program Participation: ☐ Yes ☐ No

If Yes, indicate prize (options on page 7) \_\_\_\_\_

4. Overall Winner - Select one entry from level 1, 2 or 3.

*Again, include their winning work.*

Name \_\_\_\_\_

LEVEL\_\_\_\_: \_\_\_\_\_  
Or

OVERALL WINNER: \_\_\_\_\_  
(Please designate one above.)

## Release of Original Work

By submitting this entry, I hereby certify that the entry submitted is an original work created by the student on whose behalf I am signing. I understand that the entry submitted becomes the property of the Office of Human Life & Dignity (HLD) with all rights to reproduce, exhibit, and otherwise use such entries for the purposes of HLD. I release HLD from any claims and demands arising out of the use of the entry. NOTE: Please feel free to reproduce artwork before submitting. Artwork will not be returned.

---

Signature of Parent/Guardian

---

Parent/Guardian (Please Print)


Date

---


Name of Student (Please Print)




## Overall Winner Samples – 2017 Contest



Katherine W.  
Sacred Heart Catholic School



Tristny T.  
St. Francis of Assisi Religious Education




Juliana N.  
San Jose Catholic School



## 100% Participation | Prize Selection Options


School/program is eligible if an entry from every class of your program is received. This does not mean 100% of the students in each class have to participate. Indicate prize selection on 2019 Submission Form.



**Horton Hears a Who** by Dr. Seuss

Horton realizes the inherent dignity in all life, regardless of whether it fits into commonly held conceptions.

“A person’s a person no matter how small.”




**Angel in the Waters** by Regina Doman

In its mother’s womb, a tiny baby grows, explores the waters, and talks with the angel who is there. Book has illustrations and wise words tell the story of that baby and the angel in the waters . . . a story that delights all children, because the journey from conception to birth is their story, too.



**Theology of Her/His Body** by Jason Evert


Two books in one that will feed your teens with liberating answers to their most pressing questions about love and sexuality. Teens are encouraged to not only learn the truth about their own body, but also to discover the beauty of the opposite sex, for it is in seeing the complementarity of the two sexes that one discovers the real meaning of his or her own body and the invitation to love as God loves.



**Skiff & AJ's Fantastic Voyage** DVD

by Lumen Entertainment

When inanimate objects Skiff (the incense boat) & AJ (the aspergillum) test-drive their homemade time machine, it shrinks them to a gnat size. After a pregnant lady mistakenly inhales the wannabe time travelers, the two soon encounter an extra-special being dwelling within. Skiff & AJ begin to communicate with, learn about, and start a new friendship with the baby in the womb.



**Live from the Womb: Baby Steps** DVD

16 Stages of Pre-Birth Development. Amazing 4-D Ultrasound imagery features preborn babies, 7 weeks to 22 weeks old, as they roll, yawn, spin, smile, blink, stretch and sneeze.